

STEP 1

STOCK CONCENTRATE PROCEDURE

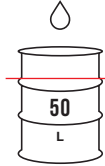
CAUTION: A CONCENTRATE SHOULD NEVER BE FED DIRECTLY TO YOUR PLANTS. THE CONCENTRATE MIX IS MEANT FOR MAKING A BATCH RESERVOIR.

226 CONCENTRATE MIX RATE
GRAMS/LITER

If using a different concentrate mix rate, see **Dosage Reference Guide**.

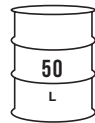


1A Fill container with water to about **80% of final volume**.



1B Empty entire contents of **Pro Line Bag**. (always use a full bag)

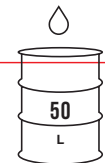
11.36 KG



1C Mix thoroughly until all granules are dissolved. (approx 15-45 minutes)



1D Top off container to **final volume**. Mix one final time for 1-2 minutes to ensure stock tank uniformity before validating.



RECOMMENDED: Use **Concentrate Validation Procedure** to ensure proper EC has been achieved prior to feeding plants.



If desired EC is achieved, proceed to making a **Batch Reservoir**.

Athena® Pro Bags

STEP 2

BATCH RESERVOIR PROCEDURE

NOTE: USE YOUR STOCK CONCENTRATE TO MIX A RESERVOIR TO FEED DIRECTLY TO PLANTS.

This procedure is for hand mixing a batch reservoir. If you are using a dosing system, refer to our **Irrigation Systems** document.



2A Fill reservoir with water and add **Balance**.

Follow our **Balance Procedure**.



2B Use this chart to determine the proper dosage of each **Pro Line** concentrate.

Dosage in mL/10 L 226 grams/Liter CONCENTRATE		
TARGET EC	PRO GROW / PRO BLOOM	PRO CORE
1.0	27 mL	16 mL
1.5	42 mL	25 mL
2.0	57 mL	34 mL
2.5	73 mL	44 mL
3.0	90 mL	54 mL
3.5	107 mL	64 mL
4.0	124 mL	75 mL

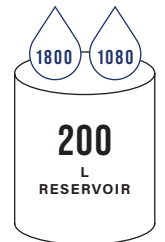
2C Measure each concentrate and add to reservoir separately.

CAUTION: COMBINING PRODUCTS IN CONCENTRATE FORM WILL GENERATE PRECIPITATION.

For example: If you have a 200 liter reservoir and wish to feed 3.0 EC **Pro Core** and **Pro Bloom** here is what to do:

90 mL Pro Bloom
x 20 (200 liter reservoir)
= **1800 mL concentrate**
(90x20=1800 mL)

54 mL Pro Core
x 20 (200 liter reservoir)
= **1080 mL concentrate**
(54x20=1080 mL)



2D Mix thoroughly; check EC and pH.

If EC is off, **troubleshoot**.



If EC is on, **let's feed**.



Read the entire Directions for Use, Conditions of Warranties, and Limitations of Liability before using this product. If the terms are not acceptable, return the unopened product container at once. By using this product, user or buyer accepts the following Conditions, Disclaimer of Warranties, and Limitations of Liability. CONDITIONS: The directions for use of this product are believed to be adequate and must be followed carefully. However, it is impossible to eliminate all risks associated with the use of this product. Crop injury, ineffectiveness, or other unintended consequences may result because of such factors such as weather conditions, presence of other materials, or the manner of use or application, all of which are beyond the control of Athena Ag, Inc. All such risks shall be assumed by the user or buyer. DISCLAIMER OF WARRANTIES: To the extent consistent with applicable law, Athena Ag, Inc. makes no other warranties, express or implied, of merchantability or of fitness for a particular purpose or otherwise, that extend beyond the statements made on the product's label. No agent of Athena Ag, Inc. is authorized to make any warranties beyond those contained herein or to modify the warranties contained herein. To the extent consistent with applicable law, Athena Ag, Inc. disclaims any liability whatsoever for special, incidental, or consequential damages resulting from the use or handling of this product. LIMITATIONS OF LIABILITY: To the extent consistent with applicable law, the exclusive remedy of the user or buyer for any and all losses, injuries, or damages resulting from the use or handling of this product, whether in contract, warranty, tort, negligence, strict liability or otherwise, shall not exceed the purchase price paid, or at Athena Ag Inc.'s election, the replacement of product.